

LQW18AN4N1G8Z#

“#” indicates a package specification code.

RF inductor with low DC resistance and large current capacity



< List of part numbers with package codes >

LQW18AN4N1G8ZB LQW18AN4N1G8ZD LQW18AN4N1G8ZJ

Appearance & Shape



References

Packaging	Specifications	Standard Packing Quantity
B	Bulk(Bag)	500
D	180mm Paper Tape	4000
J	330mm Paper Tape	10000

Mass (typ.)	
1 piece	0.0034g

Notices

Please consider 'Notice (Rating).'

Attention

- 1.This datasheet is downloaded from the website of Murata Manufacturing Co., Ltd. Therefore, it's specifications are subject to change or our products in it may be discontinued without advance notice. Please check with our sales representatives or product engineers before ordering.
- 2.This datasheet has only typical specifications because there is no space for detailed specifications. Therefore, please review our product specifications or consult the approval sheet for product specifications before ordering.

LQW18AN4N1G8Z#

“#” indicates a package specification code.



Specifications

L size	1.65±0.1mm
W size	0.99±0.1mm
T size	0.9±0.1mm
Size code inch (mm)	0603 (1608)
Inductance	4.1nH±2%
Inductance Test Frequency	100MHz
Rated current (Itemp) (Based on Temperature rise)	2200mA
Max. of DC resistance	0.028Ω
Q(min.)	30
Q Test Frequency	250MHz
Self resonance frequency (min.)	10000MHz
Operating Temperature Range(Self-temperature rise is not included)	-55°C to 125°C
Series	LQW18AN_8Z

Attention

1.This datasheet is downloaded from the website of Murata Manufacturing Co., Ltd. Therefore, it's specifications are subject to change or our products in it may be discontinued without advance notice. Please check with our sales representatives or product engineers before ordering.

2.This datasheet has only typical specifications because there is no space for detailed specifications.

Therefore, please review our product specifications or consult the approval sheet for product specifications before ordering.

LQW18AN4N1G8Z#

“#” indicates a package specification code.



Notice For General

In operating temperatures exceeding +85°C, derating of current is necessary for this series.

Please apply the derating curve shown in the chart according to the operating temperature.

Derating of Rated Current



Attention

1.This datasheet is downloaded from the website of Murata Manufacturing Co., Ltd. Therefore, it's specifications are subject to change or our products in it may be discontinued without advance notice. Please check with our sales representatives or product engineers before ordering.

2.This datasheet has only typical specifications because there is no space for detailed specifications.

Therefore, please review our product specifications or consult the approval sheet for product specifications before ordering.

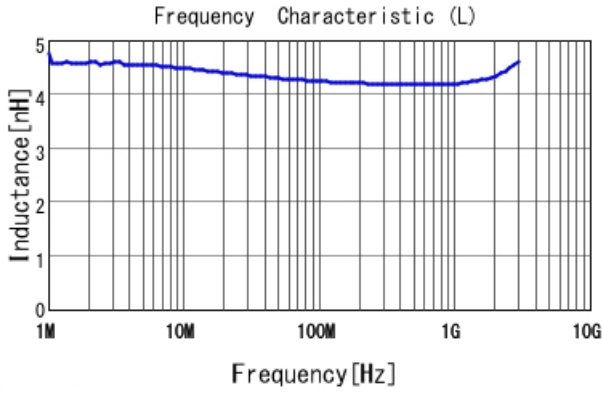
LQW18AN4N1G8Z#

“#” indicates a package specification code.

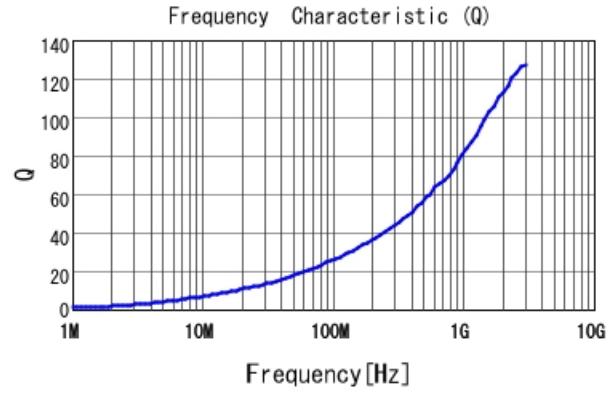


Characteristic Data

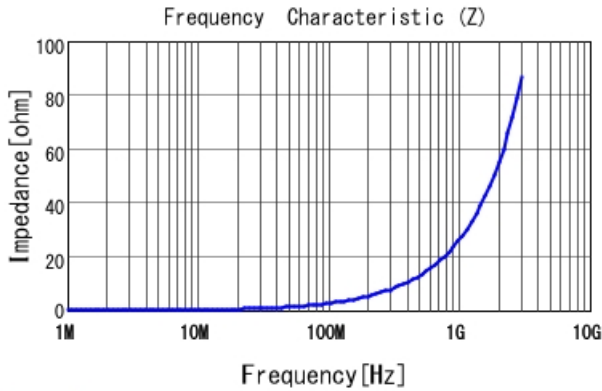
The charts below may show another part number which shares its characteristics.



LQW18AN4N1G8Z L



LQW18AN4N1G8Z Q



LQW18AN4N1G8Z |Z|

Attention

- 1.This datasheet is downloaded from the website of Murata Manufacturing Co., Ltd. Therefore, it's specifications are subject to change or our products in it may be discontinued without advance notice. Please check with our sales representatives or product engineers before ordering.
- 2.This datasheet has only typical specifications because there is no space for detailed specifications. Therefore, please review our product specifications or consult the approval sheet for product specifications before ordering.