

# BLM18KG300TN1#

“#” indicates a package specification code.

In Production

RoHS

REACH

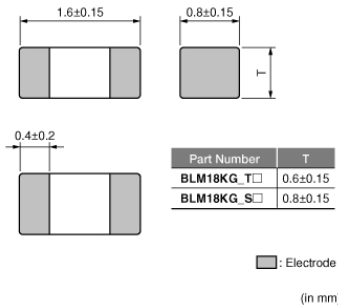
< List of part numbers with package codes >

BLM18KG300TN1B

BLM18KG300TN1D

BLM18KG300TN1J

## Appearance & Shape



## Packaging Information

Packaging	Specifications	Standard Packing Quantity
B	Bulk(Bag)	1000
D	180mm Paper Tape	4000
J	330mm Paper Tape	10000

## Applications

Other Usage	For general
-------------	-------------

## Features

The chip ferrite beads BLM series is designed to function nearly as a resistor at noise frequencies, which greatly reduces the possibility of resonance and leaves signal wave forms undistorted. BLM series is effective in circuits without stable ground lines because BLM series does not need a connection to ground. The nickel barrier structure of the external electrodes provides excellent solder heat resistance. BLM\_K series can be used in high current circuits due to its low DC resistance. It can match power lines to a maximum of 6ADC.

### Attention

- 1.This datasheet is downloaded from the website of Murata Manufacturing Co., Ltd. Therefore, it's specifications are subject to change or our products in it may be discontinued without advance notice. Please check with our sales representatives or product engineers before ordering.
- 2.This datasheet has only typical specifications because there is no space for detailed specifications. Therefore, please review our product specifications or consult the approval sheet for product specifications before ordering.

# BLM18KG300TN1#

“#” indicates a package specification code.



## Specifications

Shape	SMD
Size Code (in inch)	0603
Length	1.6mm
Length Tolerance	±0.15mm
Width	0.8mm
Width Tolerance	±0.15mm
Thickness	0.6mm
Thickness Tolerance	±0.15mm
Operating Temperature Range	-55°C to 125°C
Mass(typ.)	0.004g
Number of Circuit	1
Rated Current (at 85°C)	5A
Rated Current (at 125°C)	3.3A
DC Resistance(max.)	0.01Ω
Impedance (at 100MHz)	30Ω
Impedance (at 100MHz) Tolerance	±25%
Size Code (in mm)	1608

### Attention

1.This datasheet is downloaded from the website of Murata Manufacturing Co., Ltd. Therefore, it's specifications are subject to change or our products in it may be discontinued without advance notice. Please check with our sales representatives or product engineers before ordering.

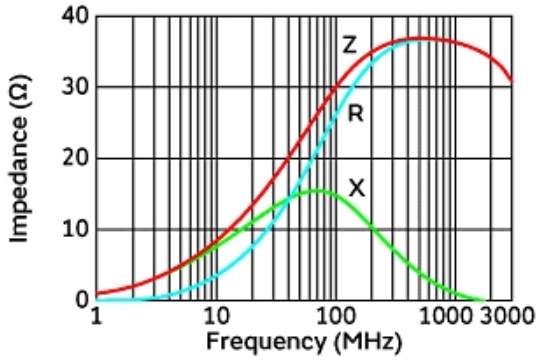
2.This datasheet has only typical specifications because there is no space for detailed specifications.

Therefore, please review our product specifications or consult the approval sheet for product specifications before ordering.

# BLM18KG300TN1#

“#” indicates a package specification code.

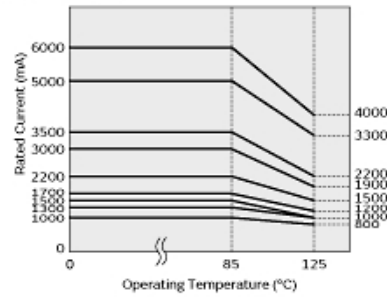
## Product Data



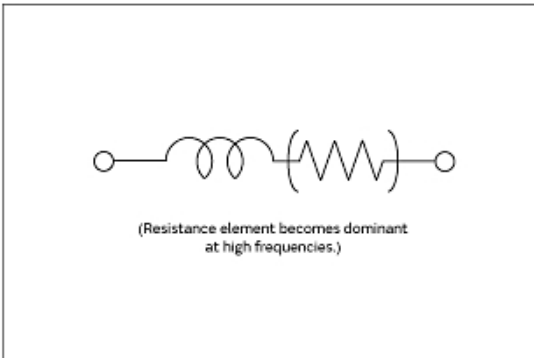
Impedance-Frequency Characteristics

In operating temperature exceeding +85°C, derating of current is necessary for BLM18KG series. Please apply the derating curve shown in chart according to the operating temperature.

Derating of Rated Current



Derating of Rated Current



Equivalent Circuit

**Attention**

- 1.This datasheet is downloaded from the website of Murata Manufacturing Co., Ltd. Therefore, it's specifications are subject to change or our products in it may be discontinued without advance notice. Please check with our sales representatives or product engineers before ordering.
- 2.This datasheet has only typical specifications because there is no space for detailed specifications. Therefore, please review our product specifications or consult the approval sheet for product specifications before ordering.